



Purford Green Primary School

How we teach phonics and Reading

At Purford Green School we teach Phonics mostly through the 'Letters and Sounds' programme. Children in Reception and Year One have at least one 25 minute phonic lesson daily and during year 2 children move from phonics lessons to spelling lessons.

In EYFS, children learn kinaesthetic actions to match the sounds that individual letters and groups of letters make from the Jolly Phonics Programme. (see Appendix)



Phonics lessons incorporate rapidly reading sounds in isolation and then building up the sounds in words to help them to read. This is known as oral blending. Adults say the individual sounds in words and children repeat these and say the sound. Children then spend part of a lesson reading words containing different previously taught letters and words containing a new focus letter sound. Children are also taught 'tricky words' that cannot be sounded out within lessons. To apply their learning, children read sentences containing words with the focused letter sound and including tricky words.



Children also write the letter symbol to represent individual spoken sounds and then break down the word into individual sounds to help them to write. This is known as oral segmentation. Adults say the word and the individual sounds in the word and children repeat these. Children then write the words containing the focus taught letter sound and then are given a dictated sentence incorporating words with the focus letter sound and including tricky words.

For support with pronouncing the letter sounds please go to <http://youtu.be/oZc410e7FCE> 'Sounds of the English Alphabetic Code'.

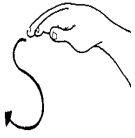
Children in Reception and Year 1 take part in daily reading and in other year groups children take part in regular guided reading sessions. In addition, in years 4, 5 and 6 children take part in 'Accelerated Reader'

Here at Purford Green, children read and access books from 'Oxford Reading Tree', 'Bug Club' and 'Rigby Star'.



Appendix


Group 1



s Weave hand in an s shape, like a snake, and say *ssssss*.



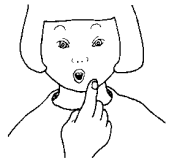

a Wiggle fingers above elbow as if ants crawling on you, saying *a, a, a*.




t Turn head from side to side as if watching tennis and say *t, t, t, t*.




i Pretend to be a mouse by wiggling fingers at end of noise and squeak *i, i, i, i*.



p Pretend to puff out candles and say *p, p, p*.



n Hold arms out at side, as if a plane, and say *nnnnnnnnnn*.



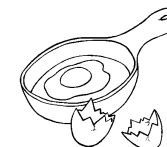
Group 2



c k Raise hands and snap fingers as if playing castanets and say *ck, ck, ck*.



e Pretend to tap an egg on the side of a pan and crack it into the pan, saying *eh, eh, eh*.



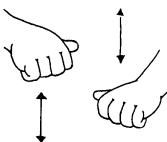
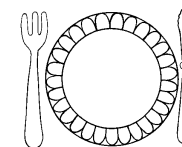
h Hold hand in front of mouth panting *h, h, h* as if you are out of breath.



r Pretend to be a puppy holding a rag, shaking head from side to side and say *rrrrrrrrrr*.



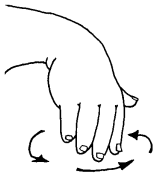
m Rub tummy as if seeing tasty food and say *mmmmmm*.



d Beat hands up and down as if playing a drum and say *d, d, d, d*.



Group 3



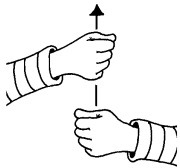

g

Spiral hand down, as if water going down the drain, and say *g, g, g*.



o

Pretend to turn light switch on and off and say *o, o, o, o*.



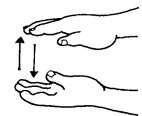
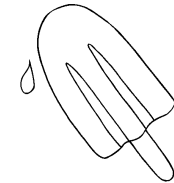
u

Pretend to be putting up an umbrella and say *u, u, u, u*.




l

Pretend to lick a lollipop and say *l, l, l, l*.



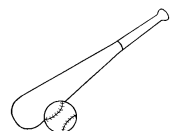
f

Let hands gently come together as if toy fish deflating, and say *fffff*.



b

Pretend to hit a ball with a bat and say *b, b, b, b*.



Group 4



ai

Cup hand over ear and say *ai, ai, ai*.




j

Pretend to wobble on a plate and say *j, j, j*.



oa

Bring hand over mouth as if something terrible has happened and say *oh!*



ie


Stand to attention and salute, saying *ie, ie*.



ee

Put hands on head as if ears on a donkey.


Move them up as you say the *ee* in *eeyore, eeyore*.



or

Put hands on head as if ears on a donkey.

Move them up down as you say the *or* in *eeyore, eeyore*.


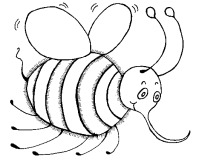


Group 5



Z

Put arms out at sides and pretend to be a bee, saying ZZZZZZZZZZ.



W

Blow on to open hand, as if you are the wind, and say *wh, wh, wh*.



ng

Imagine you are a weightlifter and pretend to lift a heavy weight above your head saying *ng...*




V

Pretend to be holding the steering wheel of a van and say VVVVVVVV.




oo ← → oo



oo OO

Move head back and forth as if it is the cuckoo in a cuckoo clock, saying u oo, u oo (short and long oo).




Group 6



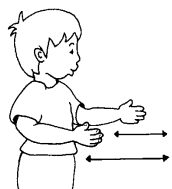
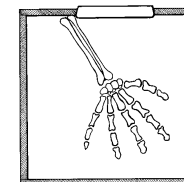
y

Pretend to be eating a yoghurt and say *y, y, y*.





x

Pretend to take an x-ray with an x-ray camera, saying *ks, ks, ks*.



ch

Move arms at sides as if you are a train, saying *ch, ch, ch*.



sh

Place index finger over lips and say *sh sh sh*.




th

Pretend to be naughty clowns and stick out tongue a little for *th*,

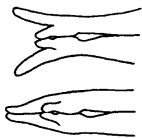


th

and further for **th** (this and **th**umb).




Group 7



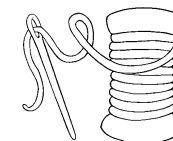
qu

Make a duck's beak with your hands and say *qu, qu, qu*.




ou

Pretend your finger is a needle and prick thumb saying *ou, ou, ou*.



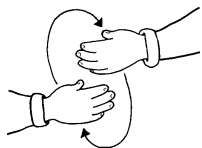

oi

Cup hands around mouth and shout to another boat saying *oi!, ship ahoy!*





ue

Point to people around you and say *you, you, you*.



er

Roll hands over each other like a mixer and say *erererer*.



ar

Open mouth wide and say *ah*, as if at the doctors (UK English).

